

## Features

- 3/4 " Rectangular / Multiturn Cermet / Industrial / Sealed
- Low PC board profile - only 1/4 " high
- Panel mount option available
- Transparent housing available, can be set visually without hook-up and instrumentation ("P" style only)

■ RoHS compliant\* version available

# 3006 - Trimpot® Trimming Potentiometer

## Electrical Characteristics

Standard Resistance Range ..... 10 to 5 megohms  
 (see standard resistance table)  
 Resistance Tolerance ..... ±10 % std.  
 (tighter tolerance available)  
 Absolute Minimum Resistance ..... 1.0 % or 2 ohms max.  
 (whichever is greater)  
 Contact Resistance Variation ..... 1.0 % or 1 ohm max.  
 (whichever is greater)  
 Adjustability  
 Voltage ..... ±0.01 %  
 Resistance ..... ±0.05 %  
 Resolution ..... Infinite  
 Insulation Resistance ..... 500 vdc.  
 1,000 megohms min.  
 Dielectric Strength  
 Sea Level ..... 1,000 vac  
 80,000 Feet ..... 250 vac  
 Adjustment Angle ..... 15 turns nom.

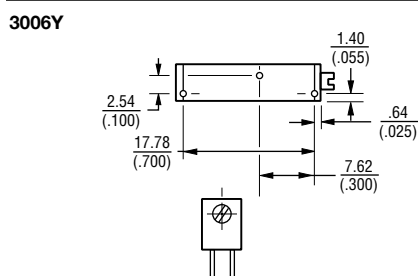
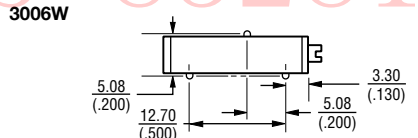
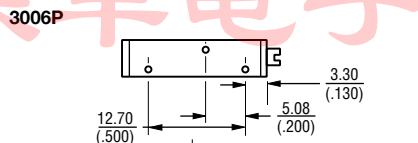
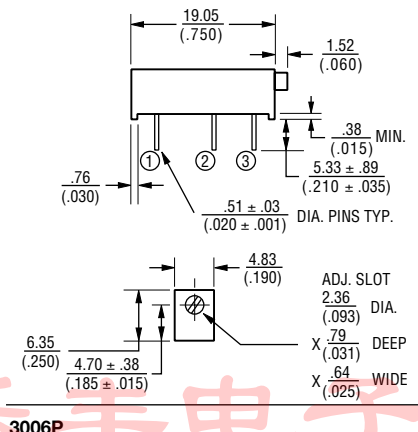
## Environmental Characteristics

Power Rating (400 volts max.)  
 70 °C ..... 0.75 watt  
 125 °C ..... 0 watt  
 Temperature Range ..... -55 °C to +125 °C  
 Temperature Coefficient ..... ±100 ppm/°C  
 Seal Test ..... 85 °C Fluorinert†  
 Humidity ..... MIL-STD-202 Method 103  
 96 hours  
 (3 % ΔTR, 20 Megohms IR)  
 Vibration ..... 20 G (2 % ΔTR; 2 % ΔVR)  
 Shock ..... 50 G (2 % ΔTR; 2 % ΔVR)  
 Load Life ... 1,000 hours 0.75 watt 70 °C  
 (4 % ΔTR)  
 Rotational Life ..... 200 cycles  
 (3 % ΔTR; 1 % or 1 ohm,  
 whichever is greater, CRV)

## Physical Characteristics

Torque ..... 5.0 oz-in. max.  
 Mechanical Stops ..... Wiper idles  
 Terminals ..... Solderable pins  
 Weight ..... 0.04 oz.  
 Marking ..... Manufacturer's  
 trademark, resistance code,  
 terminal numbers, date code,  
 manufacturer's model number  
 and style  
 Wiper ..... 50 % (Actual TR) ±10 %  
 Flammability ..... U.L. 94V-0  
 Standard Packaging ..... 25 pcs. per tube  
 Adjustment Tool ..... H-90

## Common Dimensions



## How To Order

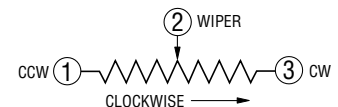
**3006 P - 1 - 103 Z LF**

Model \_\_\_\_\_  
 Style \_\_\_\_\_  
 Standard or Modified Product Indicator \_\_\_\_\_  
 -1 = Standard Product  
 -7 = Transparent Housing  
 Resistance Code \_\_\_\_\_  
 Optional Suffix Letter \_\_\_\_\_  
 Z = Panel Mount (Factory Installed)  
 Terminations \_\_\_\_\_  
 LF = 100 % Tin-plated (RoHS compliant)  
 Blank = 90 % Tin / 10 % Lead-plated (Standard)  
 Consult factory for other available options.

## Standard Resistance Table

Resistance (Ohms)	Resistance Code
10	100
20	200
50	500
100	101
200	201
<b>500</b>	<b>501</b>
<b>1,000</b>	<b>102</b>
<b>2,000</b>	<b>202</b>
<b>5,000</b>	<b>502</b>
<b>10,000</b>	<b>103</b>
<b>20,000</b>	<b>203</b>
<b>25,000</b>	<b>253</b>
<b>50,000</b>	<b>503</b>
<b>100,000</b>	<b>104</b>
<b>200,000</b>	<b>204</b>
250,000	254
500,000	504
1,000,000	105
2,000,000	205

Popular distribution values listed in boldface.  
 Special resistances available.



TOLERANCES: ± 0.25 (.010) EXCEPT WHERE NOTED

DIMENSIONS ARE:  $\frac{\text{MM}}{\text{(INCHES)}}$